

The NZX Agrifax Log Price & Cost Report gives an indication of the price of key log grades for pine logs around the main forestry areas of New Zealand. The report is produced monthly by NZX Agrifax from information provided by log purchasers and forestry consultants. Prices are general indications for woodlots, and will vary with density, age and general tree quality. Where a price has been provided in cubic metres, it has been adjusted to a per tonne basis using a conversion factor of between 0.94 in mid Winter and 0.97 in mid Summer. Prices quoted in JAS metres have been further adjusted -3% for pruned logs, -5% for unpruned logs, -8% industrial logs, and -15% chipwood. These are indicative values only, and conversion ratios will vary widely, depending on climate, growth rate, tree quality, age, etc.

PRICE DELIVERED TO MILL OR WHARF (NZ\$/TONNE)

Grade	P1	P2	Export Pruned	A30/A40	K	KS	KI	S1 / S2 Long	S3 Short	L350	Pulp	Industrial / Pulp	Roundwood
Market	Expt / Dom	Domestic	Export	Export	Export	Export	Export	Domestic	Domestic	Domestic	Domestic	Expt / Dom	Expt / Dom
Specifications													
Pruning	Pruned	Pruned	Pruned	Unpruned	Unpruned	Unpruned	Unpruned	Unpruned	Unpruned	Unpruned	Unpruned	Unpruned	Unpruned
SED (minimum) cm	40	30 - 40	36	30	20 - 34	20 - 26	26	40 / 30	20 - 30	35	10	10	10
Knot size (maximum) cm	0	0		10	11	20	25	6	6	13	No limit	No limit	No limit
Length (minimum) m	3.7 - 4.8	3.7 - 4.8	4.0	3.7 - 6.1	12.0 / 11.0	3.6 - 4.0	4.0	4.8 - 6.1	3.7 - 4.7	4.9 - 6.1	3.7	3.0 - 6.0	8.0 - 13.0
Sawmills													
Northland/Auckland											42 - 46		
BoP/Central Plateau	142 - 154	105 - 125		87 - 92				98 - 106	84 - 88	95 - 110	48 - 56	67 - 87	70 - 74
Gisborne/Napier	126 - 130	102 - 109		88 - 92				90 - 95	76 - 82	80 - 87	39 - 42		63 - 66
Lower North Island	126 - 130	114 - 120		90 - 99				90 - 95	78 - 84	76 - 89			
Nelson/Marlborough	126 - 132	110 - 130						90 - 95					
Canterbury	128 - 132	94 - 96		74 - 80				85 - 93	70 - 75		40 - 43	60 - 65	96 - 100
Otago	123 - 128	95 - 99		69 - 75				88 - 90	68 - 72		43 - 45	54 - 58	75 - 85
Southland	125 - 135	98 - 105		70 - 72				80 - 85	70 - 76		40 - 42	54 - 58	
Exporters													
Whangarei			115 - 135	80 - 92	74 - 85	73 - 81	64 - 68				44 - 47	53 - 56	
Tauranga			118 - 125		86 - 92	76 - 89	71 - 84					-	
Gisborne/Napier			94 - 102	70 - 75		64 - 66	52 - 59						
New Plymouth/Wellington			114 - 120			81 - 90							
Nelson/Marlborough													
Canterbury			104 - 108			67 - 69	56 - 61						
Otago			101 - 104			62 - 65	56 - 60						
Southland			99 - 102			65 - 68	58 - 61						
Medians													
Northern North Island	142 - 154	105 - 125	117 - 130	84 - 92	80 - 89	75 - 85	68 - 76	98 - 106	84 - 88	95 - 110	44 - 47	60 - 72	70 - 74
Southern North Island	126 - 130	108 - 115	104 - 111	88 - 92		73 - 78	52 - 59	90 - 95	77 - 83	78 - 88	39 - 42	-	63 - 66
Northern South Island	127 - 132	102 - 113	104 - 108	74 - 80		67 - 69	56 - 61	88 - 94	70 - 75	-	40 - 43	60 - 65	96 - 100
Southern South Island	124 - 132	97 - 102	100 - 103	70 - 74		64 - 67	57 - 61	84 - 88	69 - 74	-	42 - 44	54 - 58	75 - 85
New Zealand	126 - 132	102 - 109	104 - 108	77 - 86	80 - 89	67 - 69	57 - 61	90 - 95	73 - 79	80 - 89	42 - 45	54 - 58	73 - 80

LOGGING AND CARTAGE COSTS - NORTH ISLAND (NZ\$/TONNE)

Logging Cost (\$/T)	Distance to Mill/Port (km)						
	40	60	80	100	120	160	200
Flat	\$19	\$28	\$35	\$38	\$41	\$44	\$50
Easy / Tracked	\$24	\$33	\$40	\$43	\$46	\$49	\$55
Steep / Tracked	\$28	\$37	\$44	\$47	\$50	\$53	\$59
V Steep / Hauler	\$39	\$48	\$55	\$58	\$61	\$64	\$70

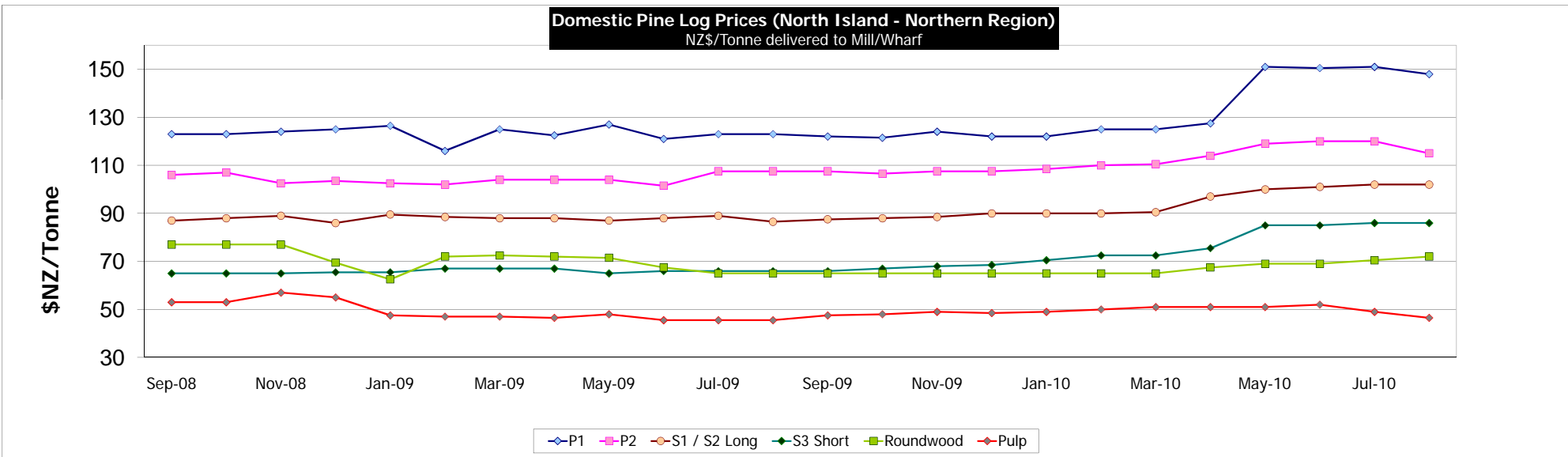
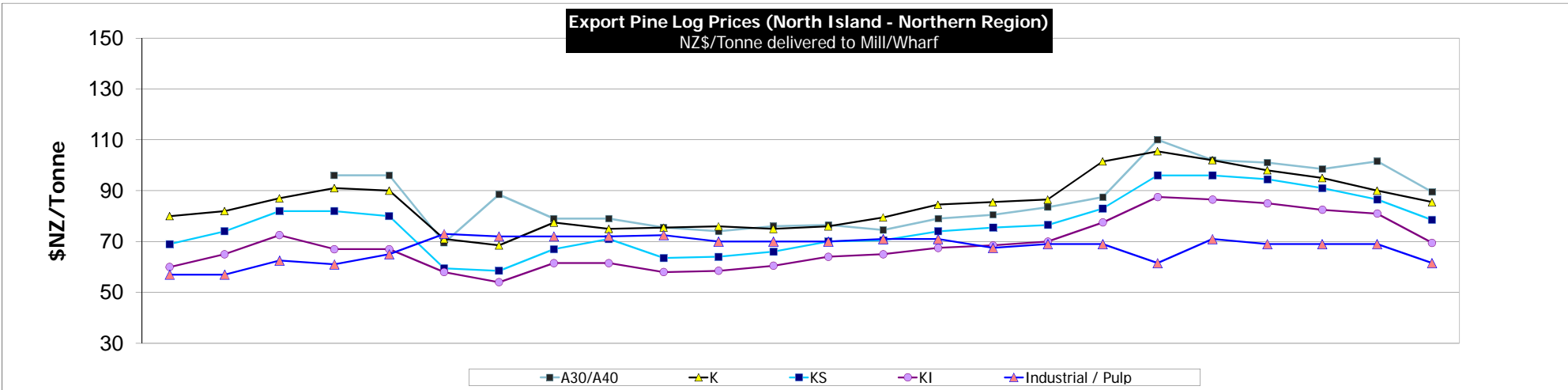
LOGGING AND CARTAGE COSTS - SOUTH ISLAND (NZ\$/TONNE)

Logging Cost (\$/T)	Distance to Mill/Port (km)						
	40	60	80	100	120	160	200
Flat	\$24	\$34	\$36	\$37	\$39	\$46	\$50
Easy / Tracked	\$24	\$34	\$36	\$37	\$39	\$46	\$50
Steep / Tracked	\$29	\$39	\$41	\$42	\$44	\$51	\$55
V Steep / Hauler	\$32	\$41	\$44	\$45	\$47	\$54	\$58

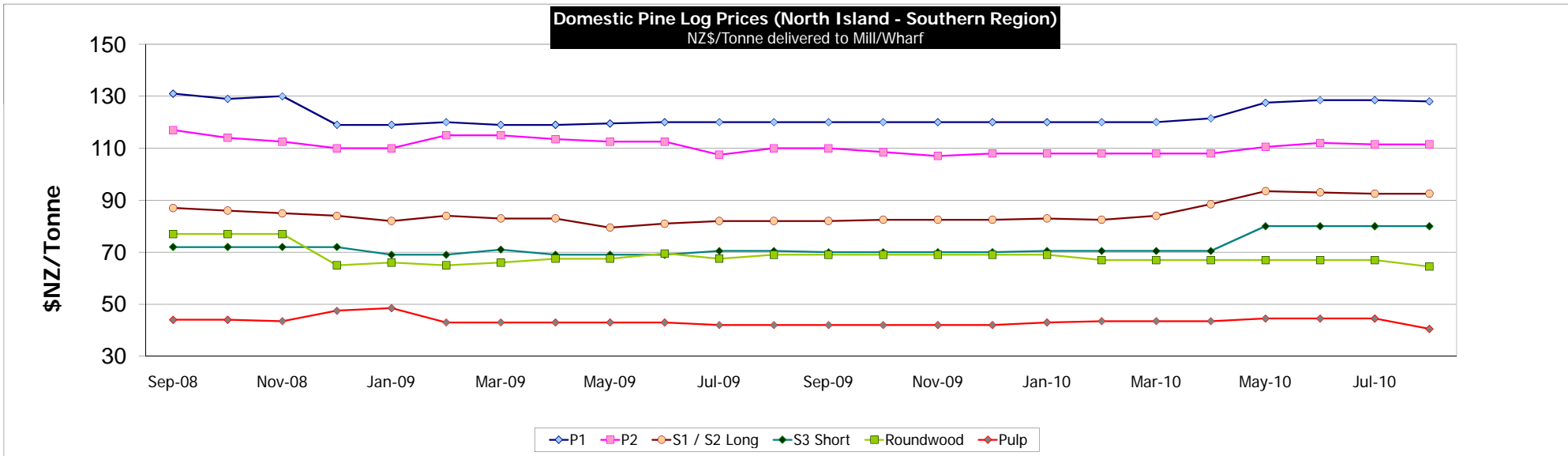
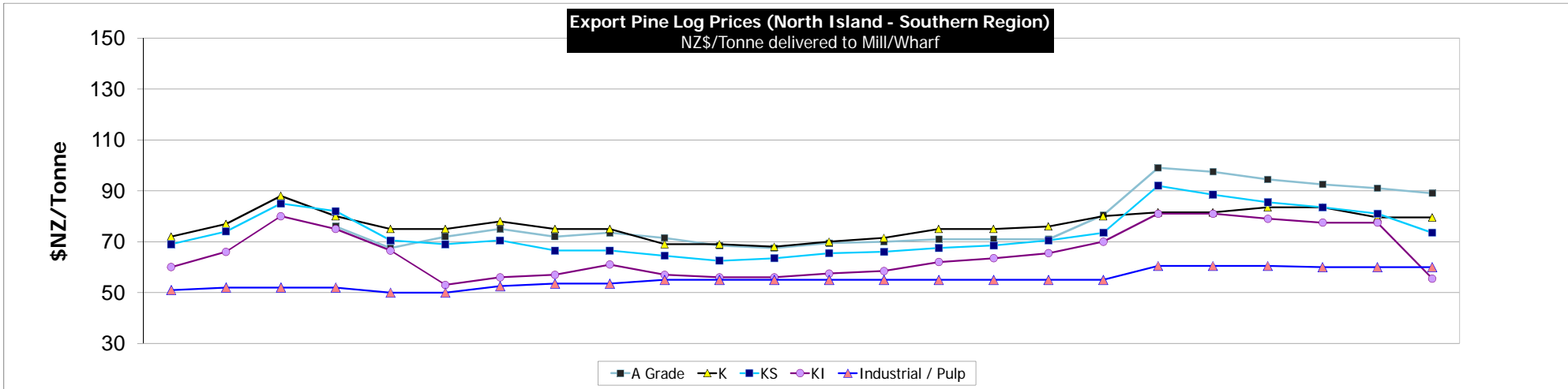
Note: To calculate the net on site price for any particular site, choose the cost from the table that meets the logging costs and km to mill/wharf and subtract from the price range in the main table.

Comments:

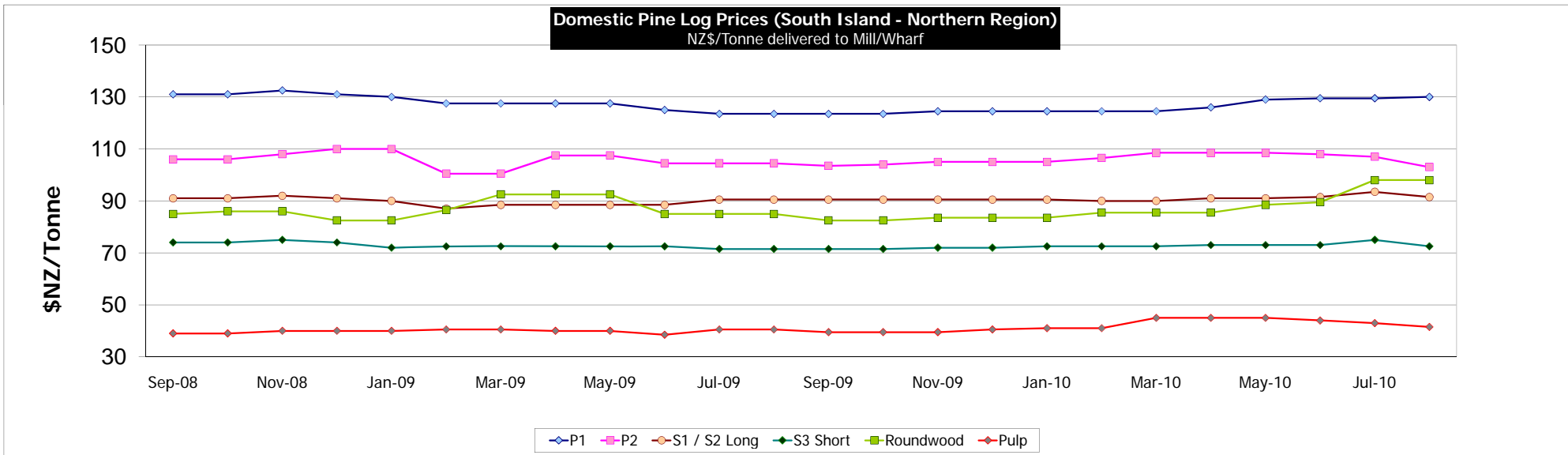
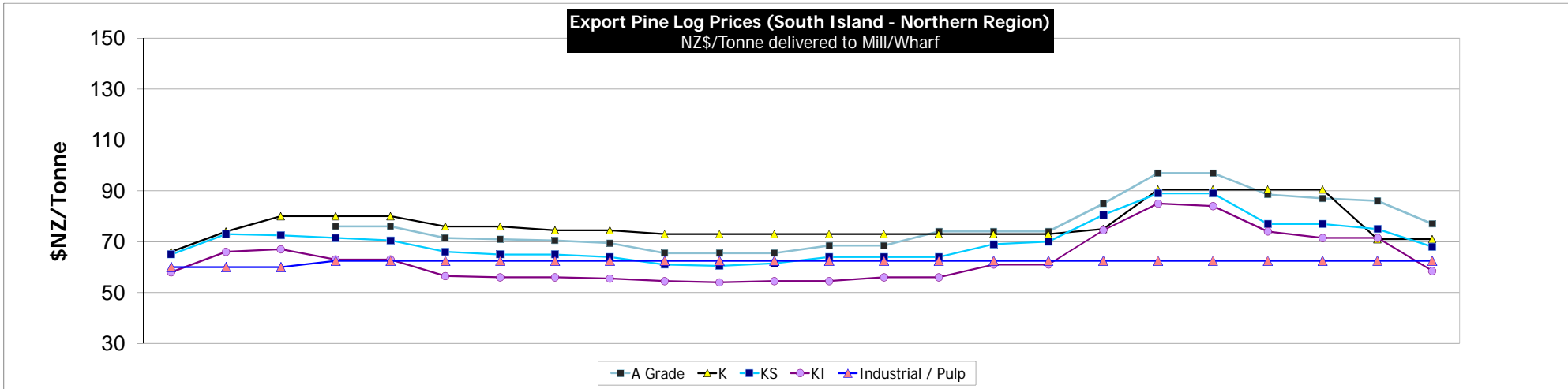
Northern North Island: Export grades are down \$5/T to \$12/T; Domestic grades are steady to down \$5/T.
 Southern North Island: Export grades are steady to down \$20/T; Domestic grades are steady to down \$3/T.
 Northern South Island: Export grades are down \$3/T to \$13/T; Domestic grades are steady to down \$4/T.
 Southern South Island: Export grades are down \$5/T to \$20/T; Domestic grades are down slightly.



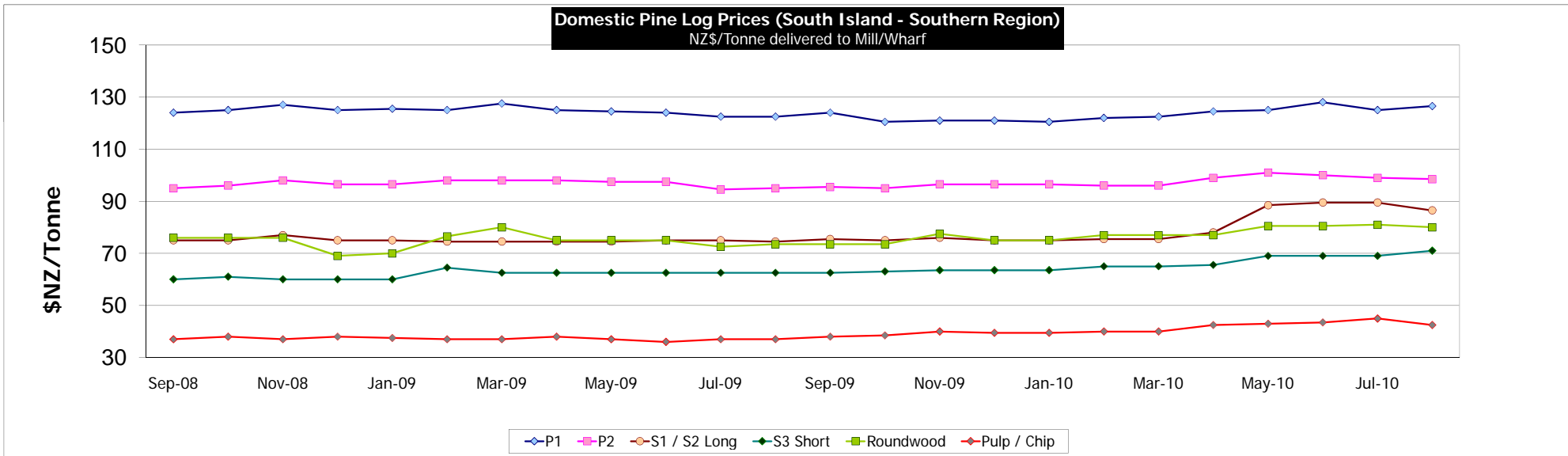
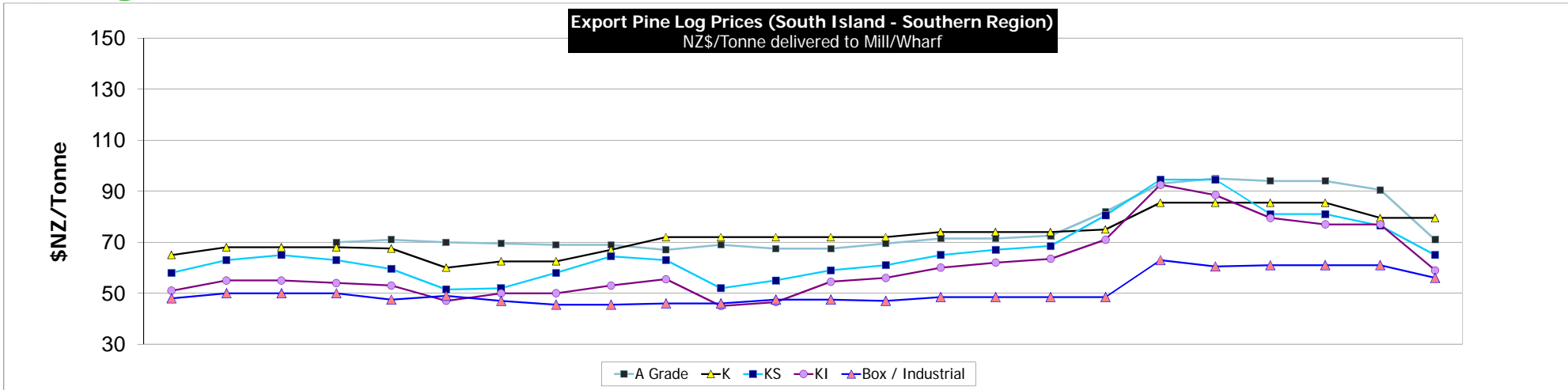
CHANGES SINCE LAST MONTH	
Domestic:	Domestic grades are steady to down \$5/T.
Export:	Export grades are down \$5/T to \$12/T



CHANGES SINCE LAST MONTH	
Domestic:	Domestic grades are steady to down \$3/T.
Export:	Export grades are down \$5/T to \$20/T



CHANGES SINCE LAST MONTH	
Domestic:	Domestic grades are steady to down \$4/T.
Export:	Export grades are down \$3/T to \$13/T



CHANGES SINCE LAST MONTH	
Domestic:	Domestic grades are down slightly.
Export:	Export grades are down \$5/T to \$20/T.

NZX Agrifax always appreciates suggestions, comments or criticisms, in order for us to serve our customers in a more efficient manner. We welcome any feedback you may have.