

The NZX Agrifax Log Price & Cost Report gives an indication of the price of key log grades for pine logs around the main forestry areas of New Zealand. The report is produced monthly by NZX Agrifax from information provided by log purchasers and forestry consultants. Prices are general indications for woodlots, and will vary with density, age and general tree quality. Where a price has been provided in cubic metres, it has been adjusted to a per tonne basis using a conversion factor of between 0.94 in mid Winter and 0.97 in mid Summer. Prices quoted in JAS metres have been further adjusted -3% for pruned logs, -5% for unpruned logs, -8% industrial logs, and -15% chipwood. These are indicative values only, and conversion ratios will vary widely, depending on climate, growth rate, tree quality, age, etc.

### PRICE DELIVERED TO MILL OR WHARF (NZ\$/TONNE)

Grade	P1	P2	Export Pruned	A30/A40	K	KS	KI	S1 / S2 Long	S3 Short	L350	Pulp	Industrial / Pulp	Roundwood
Market	Expt / Dom	Domestic	Export	Export	Export	Export	Export	Domestic	Domestic	Domestic	Domestic	Expt / Dom	Expt / Dom
<b>Specifications</b>													
Pruning	Pruned	Pruned	Pruned	Unpruned	Unpruned	Unpruned	Unpruned	Unpruned	Unpruned	Unpruned	Unpruned	Unpruned	Unpruned
SED (minimum) cm	40	30 - 40	36	30	20 - 34	20 - 26	26	40 / 30	20 - 30	35	10	10	10
Knot size (maximum) cm	0	0		10	11	20	25	6	6	13	No limit	No limit	
Length (minimum) m	3.7 - 4.8	3.7 - 4.8	4.0	3.7 - 6.1	12.0 / 11.0	3.6 - 4.0	4.0	4.8 - 6.1	3.7 - 4.7	4.9 - 6.1	3.7	3.0 - 6.0	8.0 - 13.0
<b>Sawmills</b>													
Northland/Auckland	146 - 152							110 - 116	96 - 106		46 - 56		
BoP/Central Plateau	145 - 150	115 - 125						101 - 108	89 - 102	80 - 94	50 - 58	66 - 74	83 - 88
Gisborne/Napier	118 - 123	95 - 115						95 - 105	82 - 94	85 - 96	45 - 52	50 - 63	64 - 70
Lower North Island	119 - 123	95 - 114						94 - 99	79 - 94	85 - 97	28 - 49	62 - 72	65 - 71
Nelson/Marlborough	120 - 130	97 - 115											
Canterbury	120 - 135	95 - 99									40 - 48	45 - 82	96 - 100
Otago	122 - 125	96 - 105						90 - 100	80 - 90	72 - 90	40 - 46	50 - 60	80 - 85
Southland	120 - 132	95 - 105						90 - 100	80 - 90	75 - 90	39 - 46	60 - 70	76 - 83
<b>Exporters</b>													
Whangarei			106 - 114	83 - 90	80 - 84	76 - 84	70 - 75						
Tauranga			104 - 115	85 - 89	79 - 85	78 - 92	74 - 81						
Gisborne/Napier			86 - 110	79 - 86	80 - 84	73 - 80	67 - 75						
New Plymouth/Wellington			108 - 111	82 - 86	77 - 83	77 - 82	73 - 79						
Nelson/Marlborough													
Canterbury			87 - 102	79 - 80	74 - 78	73 - 75	65 - 69						
Otago			100 - 105	77 - 80	73 - 79	71 - 75	66 - 71						
Southland			87 - 101	75 - 80	66 - 80	63 - 78	63 - 70						
<b>Medians</b>													
Northern North Island	146 - 151	115 - 125	105 - 115	84 - 90	80 - 85	77 - 88	72 - 78	106 - 112	93 - 104	80 - 94	48 - 57	66 - 74	83 - 88
Southern North Island	119 - 123	95 - 115	97 - 111	81 - 86	79 - 84	75 - 81	70 - 77	95 - 102	81 - 94	85 - 97	37 - 51	56 - 68	65 - 71
Northern South Island	120 - 133	96 - 107	87 - 102	79 - 80	74 - 78	73 - 75	65 - 69	95 - 107	88 - 96	81 - 89	40 - 48	45 - 82	96 - 100
Southern South Island	121 - 129	96 - 105	94 - 103	76 - 80	70 - 80	67 - 77	65 - 71	90 - 100	80 - 90	74 - 90	40 - 46	55 - 65	78 - 84
New Zealand	120 - 131	95 - 114	100 - 110	79 - 86	77 - 83	73 - 80	67 - 75	95 - 105	82 - 94	81 - 92	40 - 49	55 - 71	78 - 84

### LOGGING AND CARTAGE COSTS - NORTH ISLAND (NZ\$/TONNE)

Logging Cost (\$/T)	Distance to Mill/Port (km)							
	40	60	80	100	120	160	200	
Flat	\$21	\$31	\$37	\$41	\$45	\$48	\$55	\$62
Easy / Tracked	\$26	\$36	\$42	\$46	\$50	\$53	\$60	\$67
Steep / Tracked	\$30	\$40	\$46	\$50	\$54	\$57	\$64	\$71
V Steep / Hauler	\$41	\$51	\$57	\$61	\$65	\$68	\$75	\$82

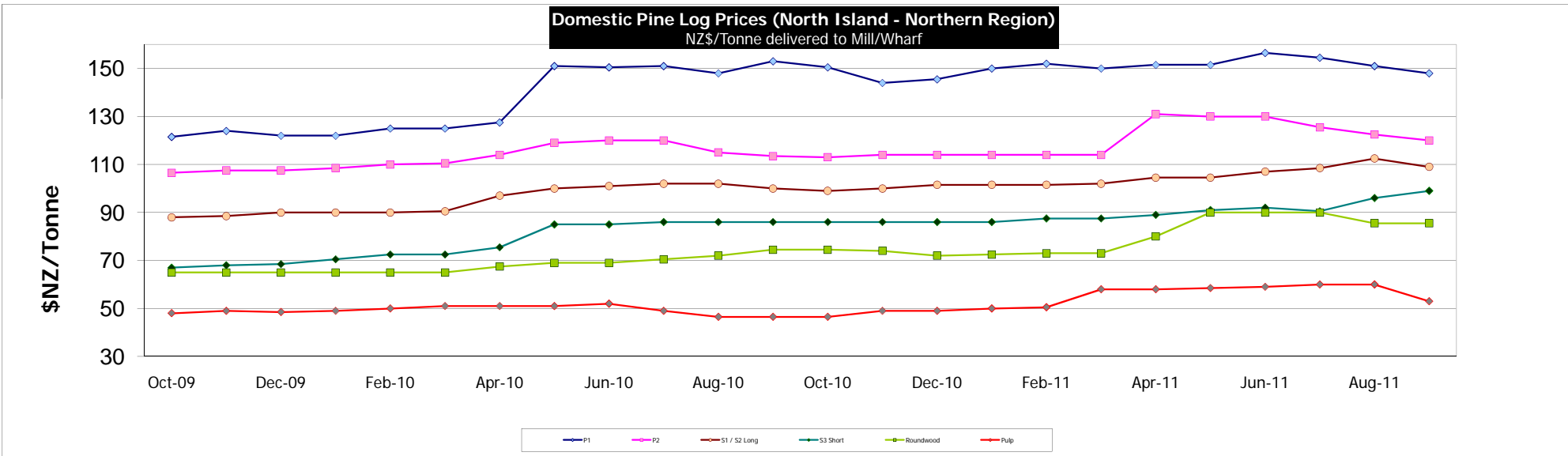
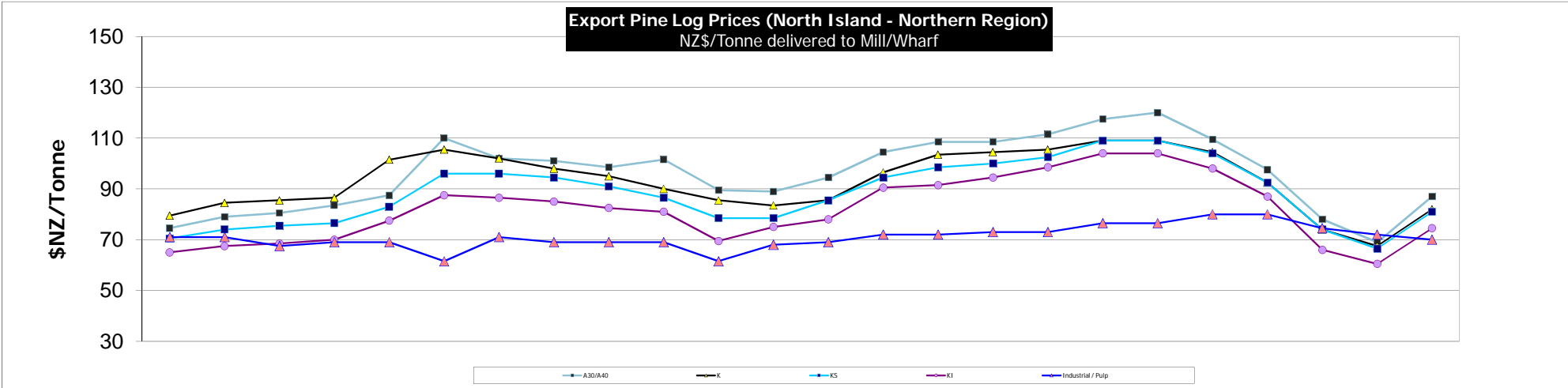
### LOGGING AND CARTAGE COSTS - SOUTH ISLAND (NZ\$/TONNE)

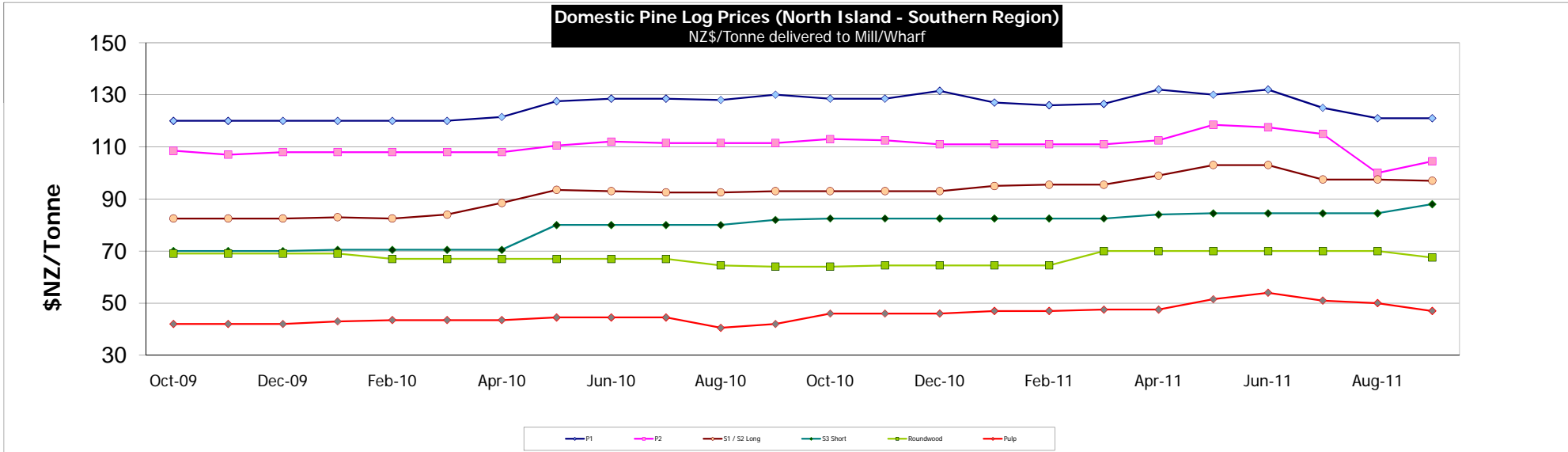
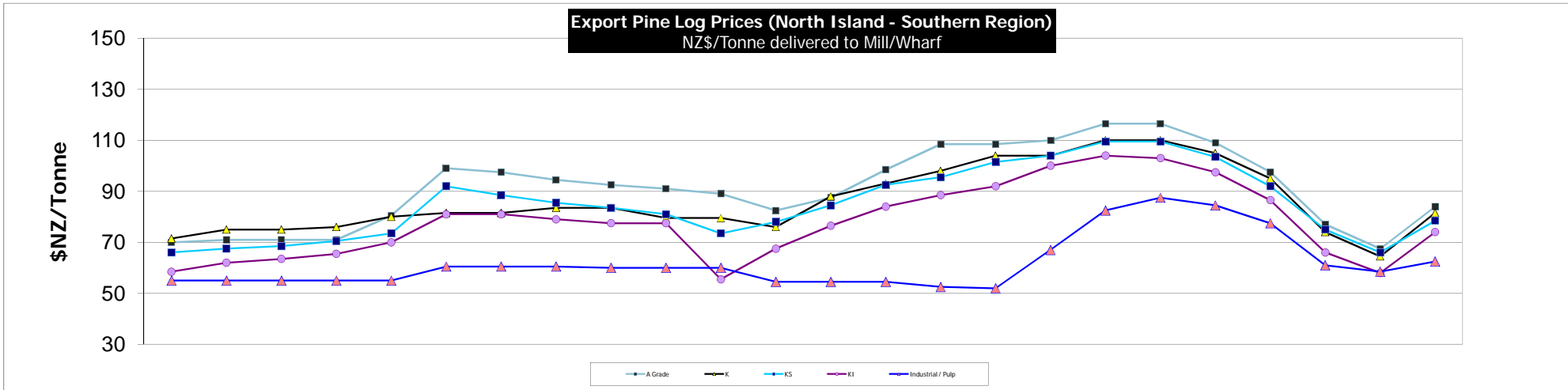
Logging Cost (\$/T)	Distance to Mill/Port (km)							
	40	60	80	100	120	160	200	
Flat	\$26	\$36	\$38	\$40	\$43	\$50	\$53	\$55
Easy / Tracked	\$26	\$36	\$38	\$40	\$43	\$50	\$53	\$55
Steep / Tracked	\$31	\$41	\$43	\$45	\$48	\$55	\$58	\$60
V Steep / Hauler	\$33	\$43	\$45	\$47	\$50	\$57	\$60	\$62

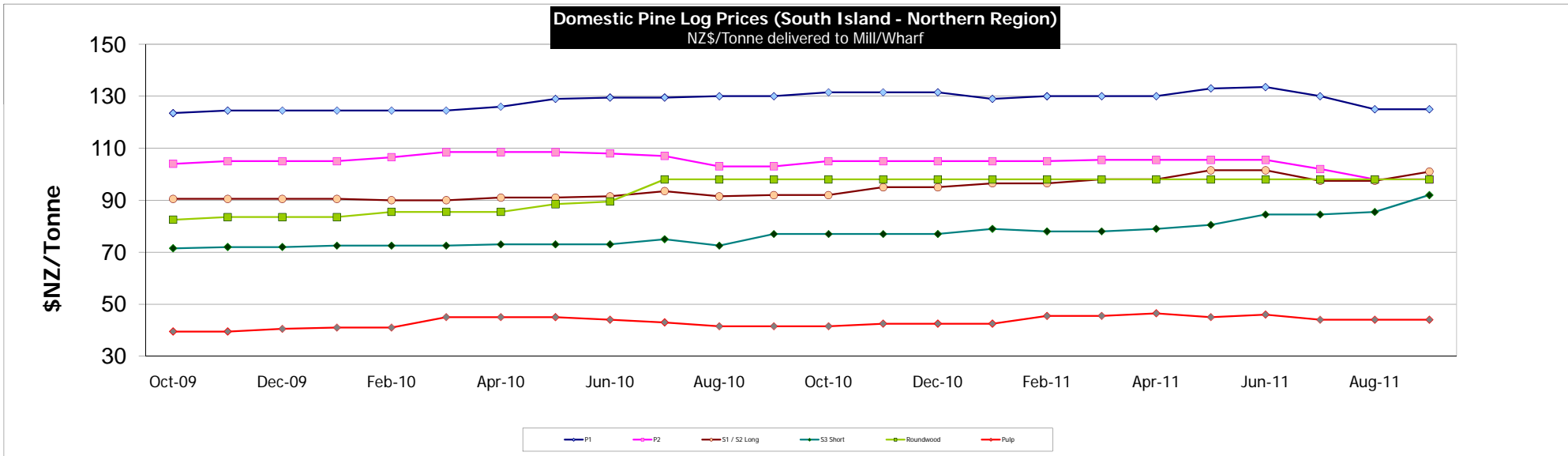
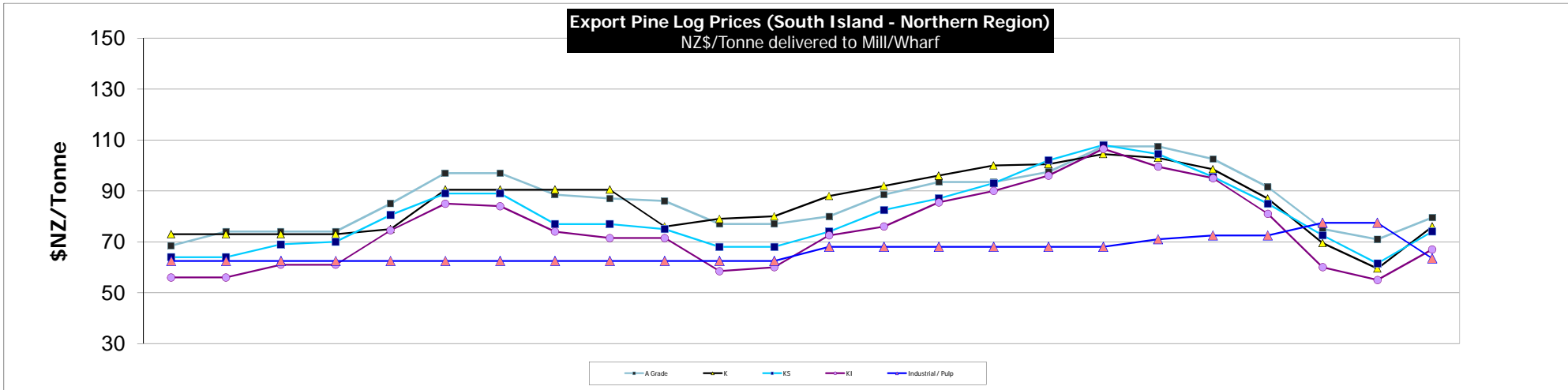
Note: To calculate the net on site price for any particular site, choose the cost from the table that meets the logging costs and km to mill/wharf and subtract from the price range in the main table.

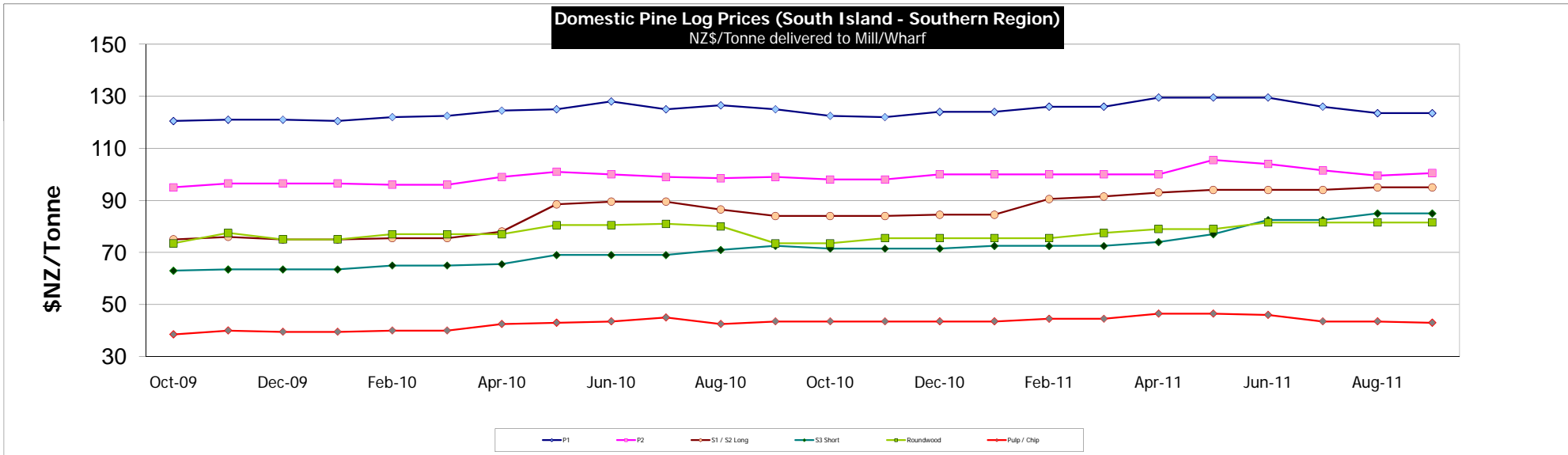
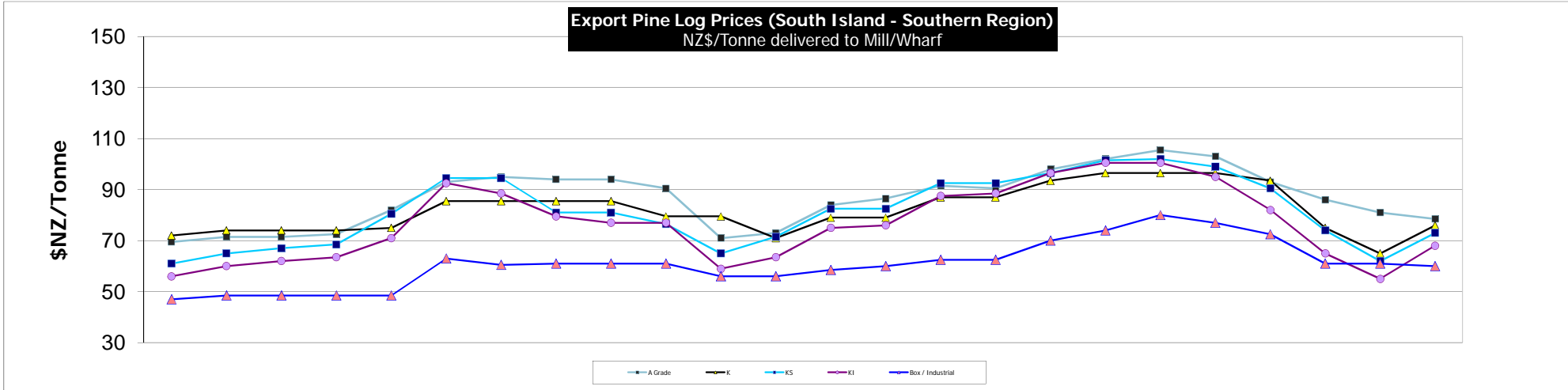
#### Comments:

Northern North Island: Export grades are up NZ\$10 to NZ\$18/t; Domestic grades are down NZ\$7/t to up NZ\$3/t.  
 Southern North Island: Export grades are up NZ\$12/t to NZ\$18/t; Domestic grades are down NZ\$3/t to up NZ\$5/t.  
 Northern South Island: Export grades are up NZ\$10/t to NZ\$15/t; Domestic grades are down NZ\$5/t to up NZ\$5/t.  
 Southern South Island: Export grades are up NZ\$10/t to NZ\$15/t; Domestic grades are steady to up NZ\$5/t.









NZX Agrifax always appreciates suggestions, comments or criticisms, in order for us to serve our customers in a more efficient manner. We welcome any feedback you may have.