

New Zealand Export Slaughter Analysis

Week **5**

Week beginning 1 November 2010

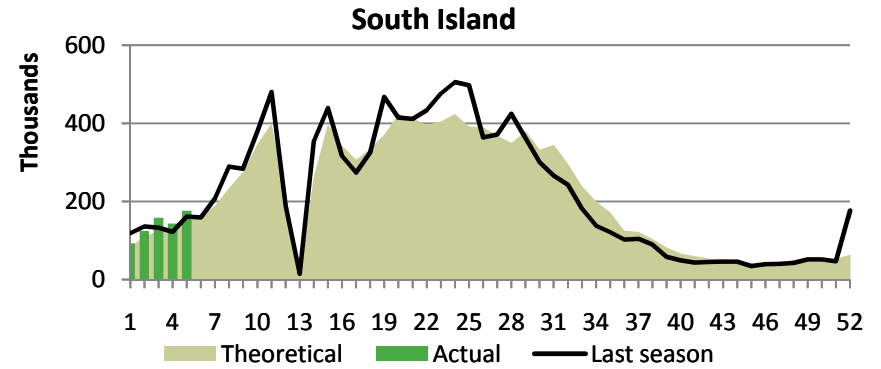
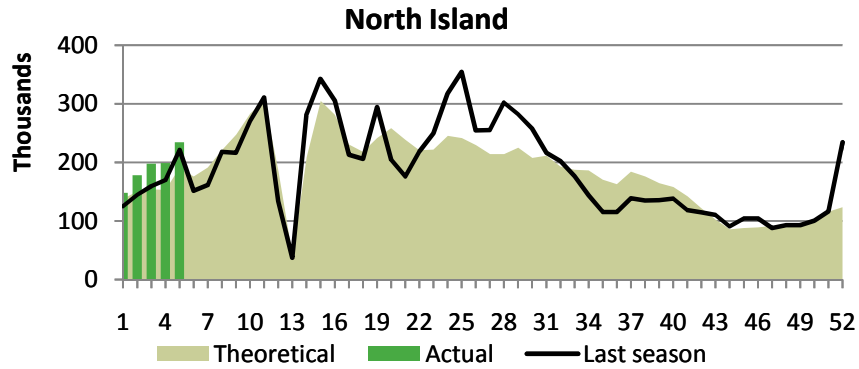
Slaughter Numbers (000's)	Weekly kill			Year to date			Percentage change		Season total		Kill remaining		
	This week	Last week	Same wk last year	This year	Last year	5yr avg	Last year to date	5yr avg to date	This year estimated	Last year actual	This year estimated	Last year actual	5 yr avg actual
Lamb NI	235	199	221	957	821	874	16.6%	9.6%	9,493	9,631	8,536	8,810	10,049
Lamb SI	176	143	162	695	673	686	3.3%	1.3%	11,128	11,291	10,433	10,619	12,588
Lamb NZ	411	342	383	1,652	1,493	1,560	10.6%	5.9%	20,621	20,922	18,969	19,428	22,637
Mutton NI	50	28	53	133	114	106	17.4%	25.4%	1,702	1,801	1,568	1,688	1,981
Mutton SI	28	19	19	108	63	65	72.7%	67.8%	1,721	1,822	1,613	1,759	2,282
Mutton NZ	78	47	72	242	176	171	37.1%	41.4%	3,423	3,623	3,181	3,447	4,263
Steers NI	6.9	5.2	6.4	27	32	27	-15.0%	0.7%	385	421	358	389	386
Steers SI	3.5	3.1	3.5	14	18	13	-23.4%	4.4%	168	175	154	156	159
Steers NZ	10.4	8.3	10.0	41	50	40	-18.1%	2.0%	553	595	512	545	545
Heifers NI	6.0	5.7	6.4	27	28	24	-4.2%	10.3%	288	300	261	272	245
Heifers SI	1.8	1.4	2.5	7	11	6	-35.0%	18.7%	96	100	89	89	78
Heifers NZ	7.8	7.1	8.9	34	39	30	-13.0%	12.1%	384	400	350	361	323
Cows NI	6.7	6.1	6.2	34	31	26	11.0%	30.9%	573	611	539	580	539
Cows SI	2.4	1.9	2.3	10	10	6	-5.1%	54.8%	194	207	185	197	162
Cows NZ	9.1	8.0	8.5	44	41	33	7.0%	35.5%	768	819	724	777	701
Bulls NI	5.4	2.7	5.6	18	24	23	-27.5%	-24.5%	361	356	344	332	388
Bulls SI	0.9	1.0	1.3	4	8	7	-50.5%	-42.3%	81	80	77	72	85
Bulls NZ	6.3	3.7	6.9	21	32	30	-33.1%	-28.5%	442	436	421	404	473
Cattle NI	25.0	19.7	24.7	106	115	101	-8.0%	5.1%	1,608	1,688	1,502	1,573	1,559
Cattle SI	8.6	7.4	9.7	35	47	32	-26.5%	7.4%	539	561	505	514	484
Cattle NZ	33.5	27.1	34.4	140	162	133	-13.4%	5.6%	2,147	2,249	2,006	2,087	2,042
*Bobby NI	4.2	6.7	4.0	1,068	1,041	1,026	2.5%	4.0%	1,070	1,043	2	2	4
*Bobby SI	2.7	4.9	2.3	474	423	359	11.9%	31.8%	474	423	0.3	0	2
*Bobby NZ	6.9	11.6	6.2	1,541	1,464	1,385	5.2%	11.2%	1,544	1,466	3	2	5

*Bobby totals based on calendar year

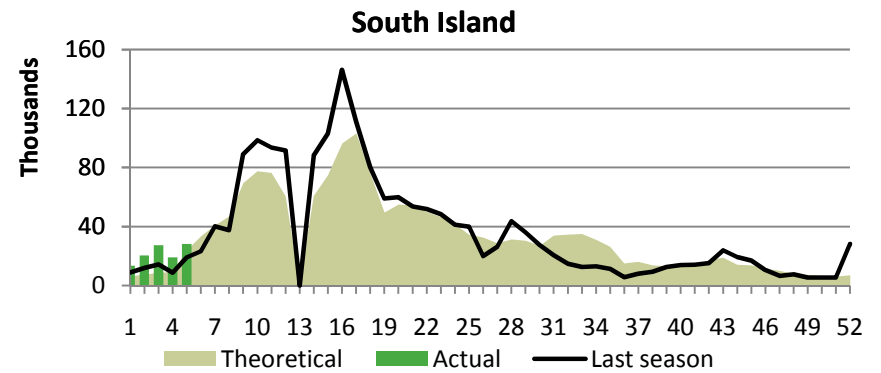
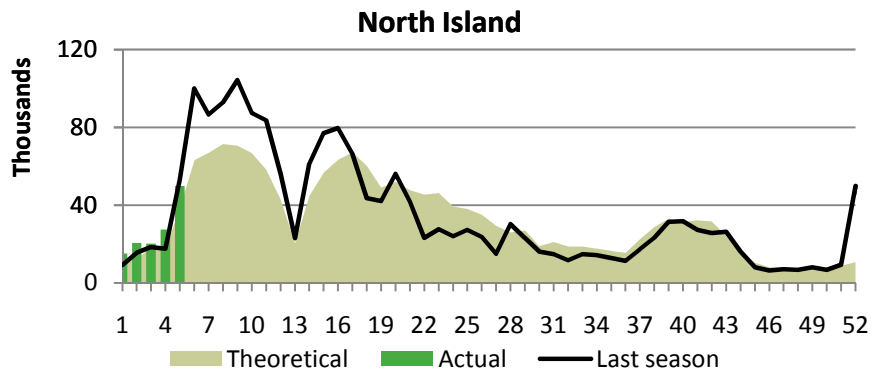
▲ This week's data is based on estimates

▲ Season total estimates are based on Beef + Lamb NZ estimates, but adjusted where appropriate.

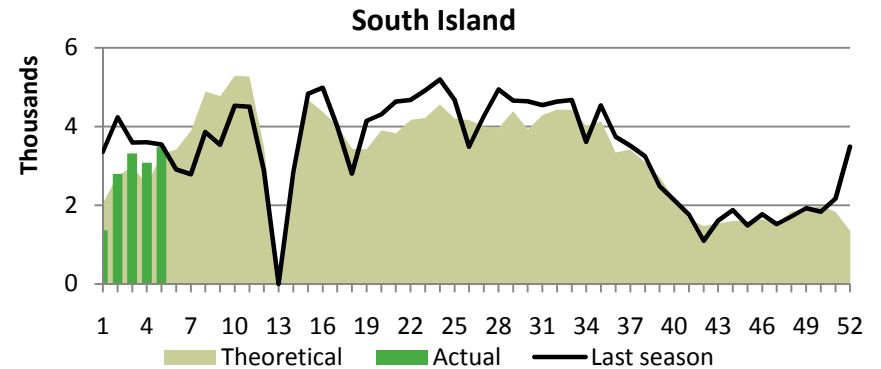
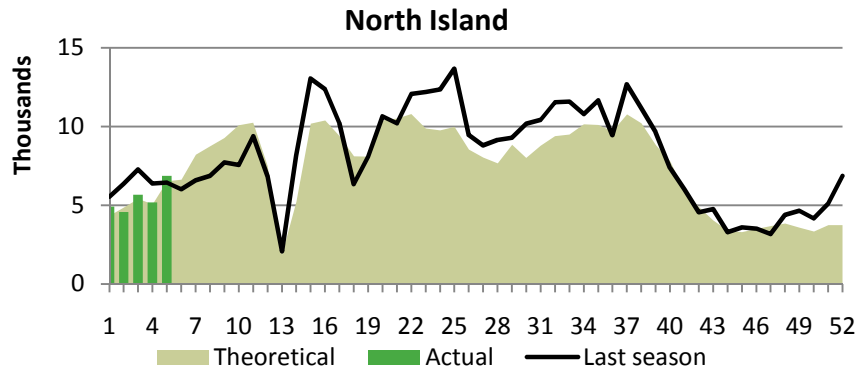
LAMB



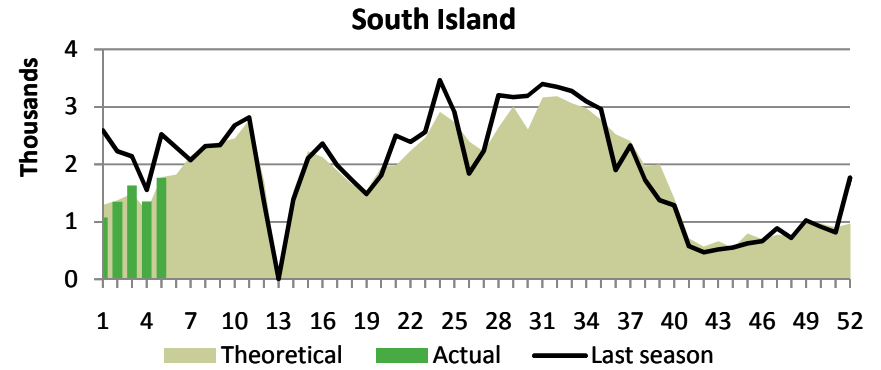
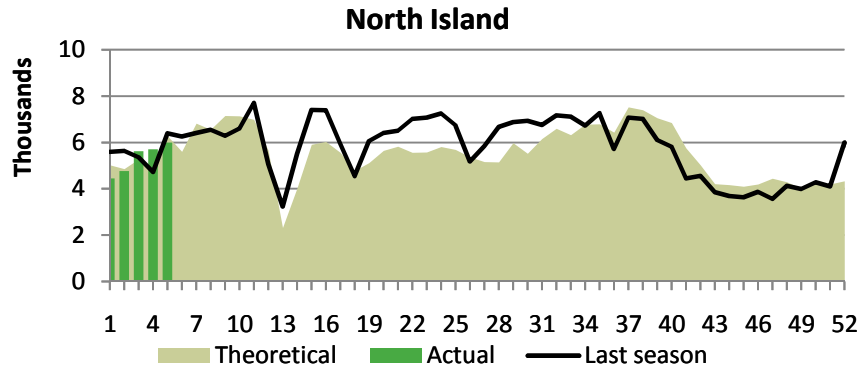
MUTTON



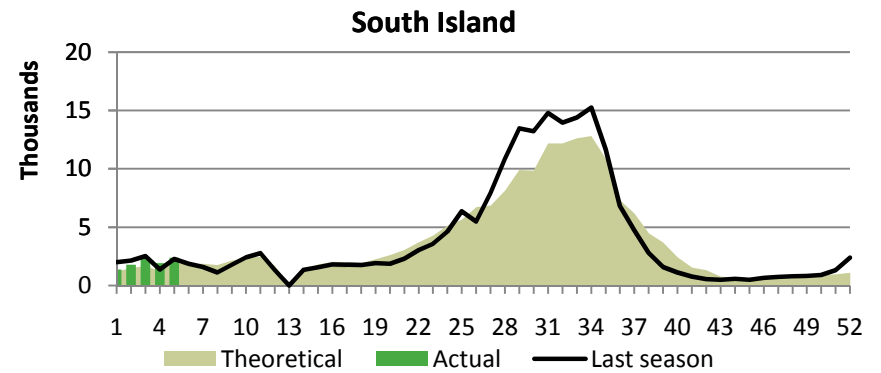
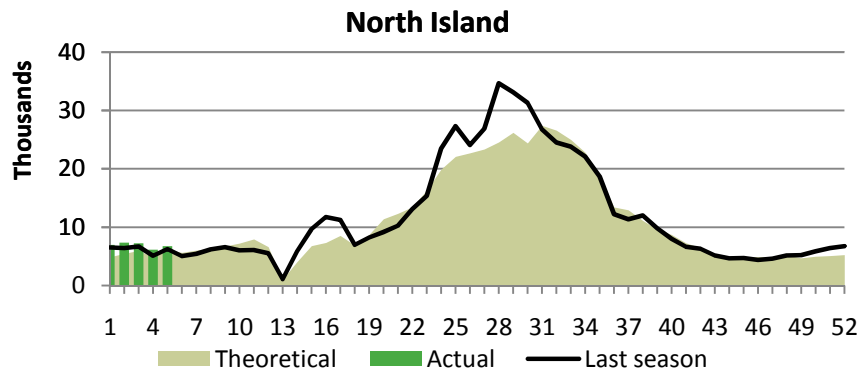
STEER



HEIFER



COW



BULL

